

Re-Imagining Stege: Board Study Session

Presented February 26, 2019

Outcomes for our time together

To share information about the current state of Stege Elementary School

To hear from the school board and public about concerns, thoughts, and ideas

To share initial thinking on short- and long-term changes for Stege

Why now?

- Declining enrollment
- Families choosing other district schools or charter schools
- Loss and turnover of staff, year to year changes
- Poor performance indicators
 - Academic
 - Social-emotional
- Facility decisions on the horizon
- Community energy for change

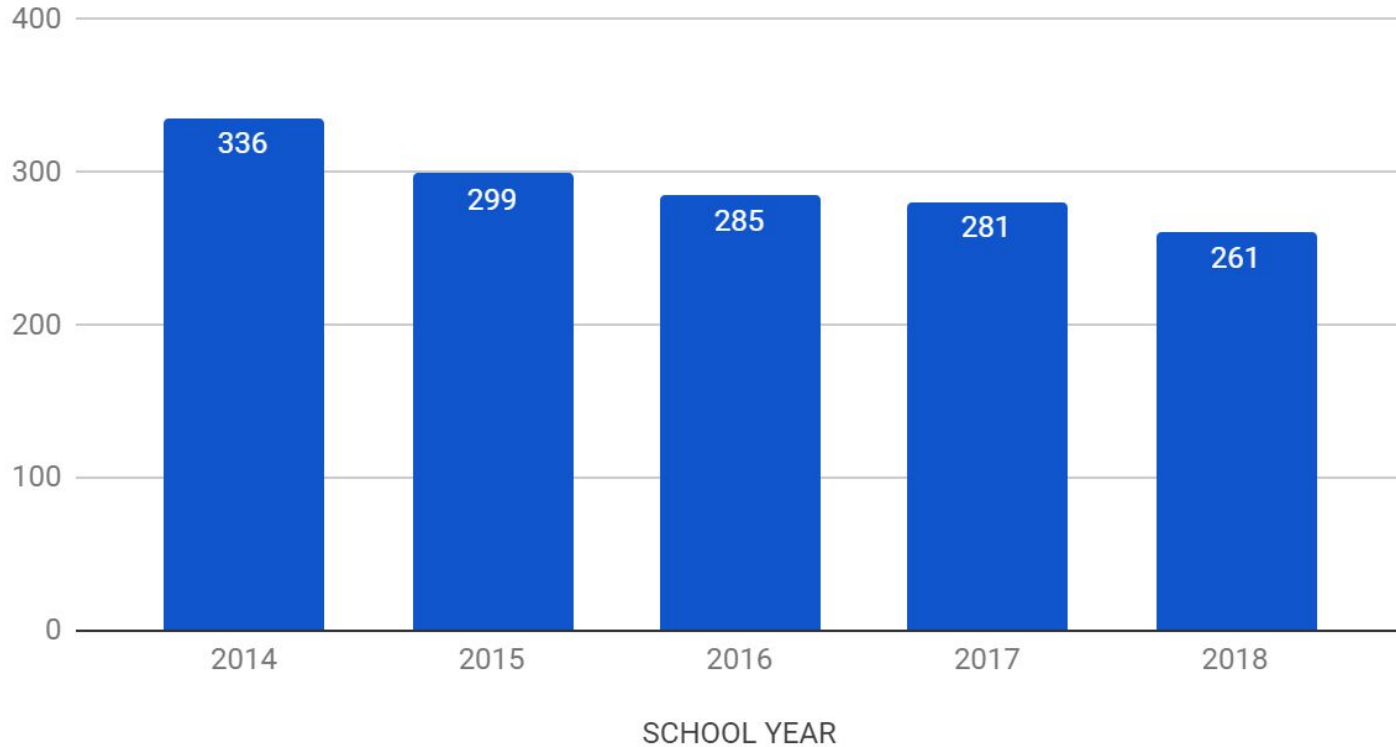
What are we asking?

Partnership:

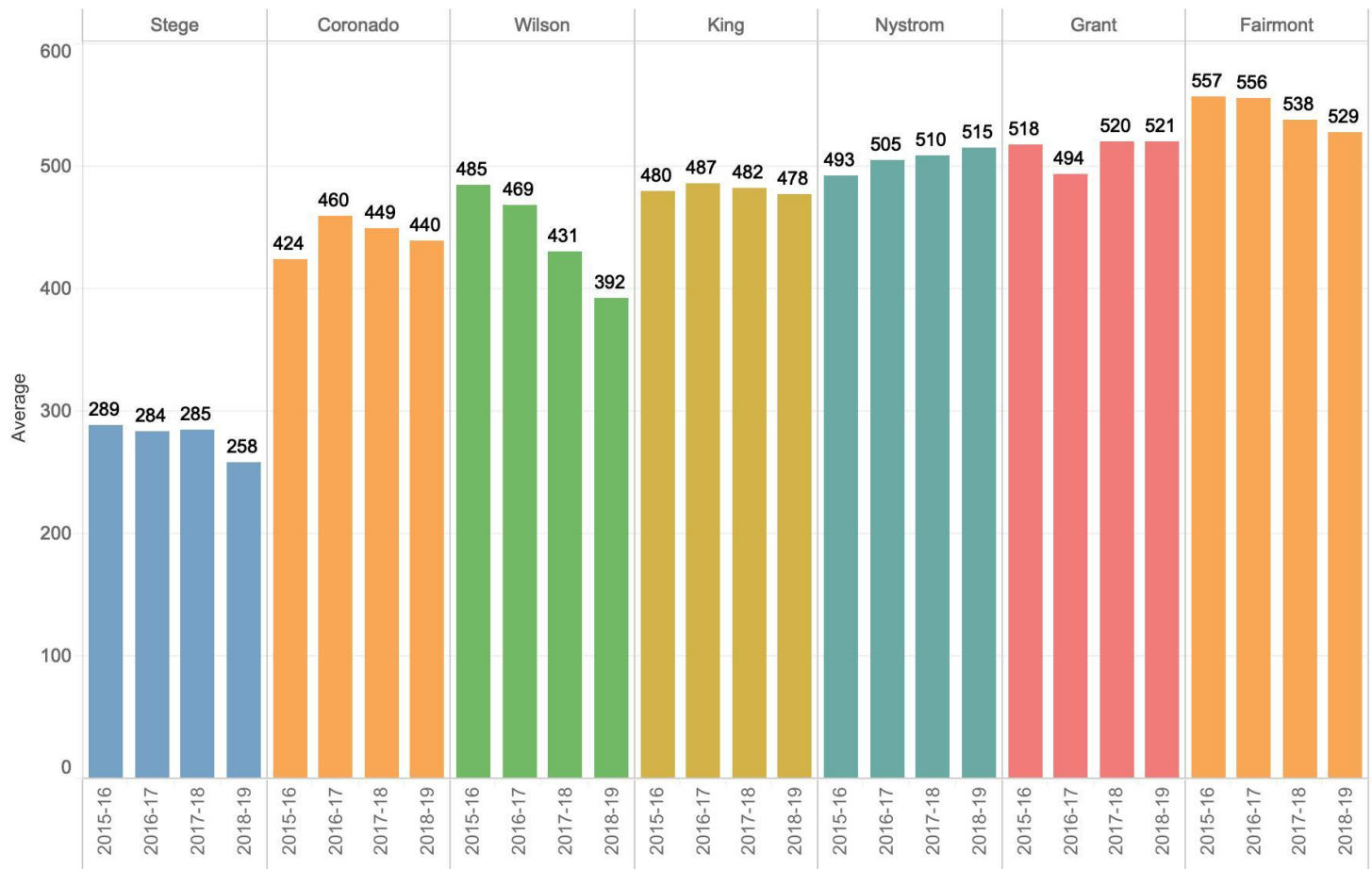
We are asking the community to join us in partnership as we redesign the school over the next 18 months with a target for implementation of new programming by 2020-21.

Programming for 2019-2020 will have an emphasis on early literacy and the focus on hiring the founding staff for the design year.

Declining Enrollment



Neighboring School Enrollment 2015 through 2019



Stege Community Choosing Other Schools

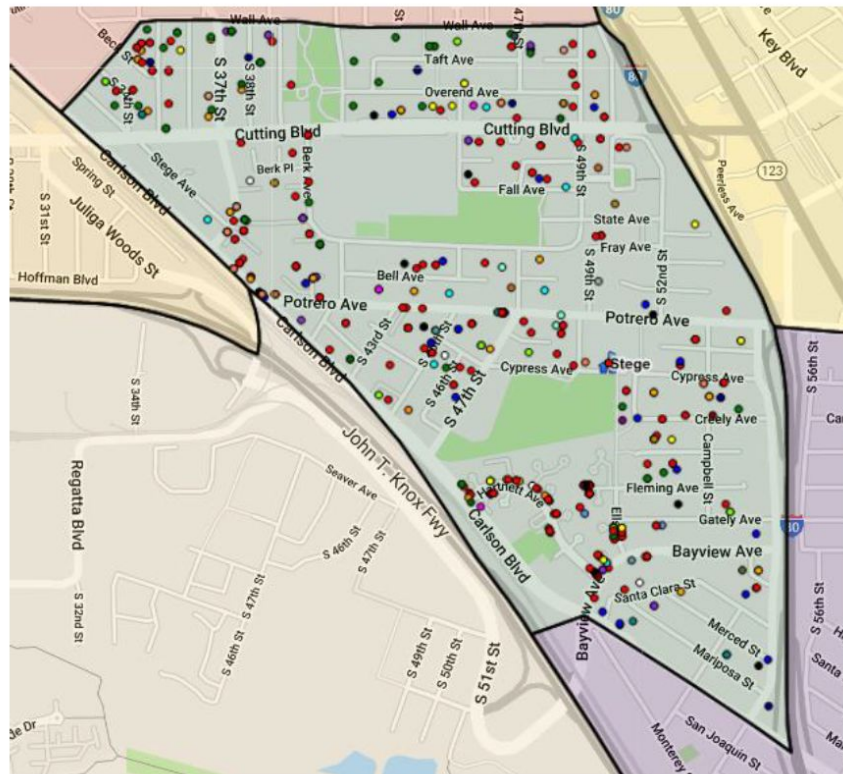
Assumptions:

- Stege families are transferring away from Stege to other district schools
- Stege families are choosing to send students to charter school options
- Stege families are not attending public schools

Where are Stege residents sending their kids?

STEGE - 518 students plotted. 276 (53.3%) not attending assigned school.

Fairmont	26 (5%)
Tara Hills	4 (0.8%)
Murphy	5 (1%)
Coronado	24 (4.6%)
Sheldon	1 (0.2%)
Madera	3 (0.6%)
Riverside	9 (1.7%)
West County Mandarin School	5 (1%)
Grant	4 (0.8%)
Chavez	4 (0.8%)
King	50 (9.7%)
Downer	5 (1%)
Stewart	10 (1.9%)
Montalvin	3 (0.6%)
Harding	16 (3.1%)
Collins	4 (0.8%)
Wilson	14 (2.7%)
Peres	6 (1.2%)
Lincoln	9 (1.7%)
Highland	3 (0.6%)
Valley View	10 (1.9%)
Nystrom	1 (0.2%)
Shannon	4 (0.8%)
Olinda	1 (0.2%)
Ford	2 (0.4%)
Kensington	8 (1.5%)
Dover	1 (0.2%)
Stege	242 (46.7%)
Mira Vista	21 (4.1%)
Bayview	1 (0.2%)
Washington	16 (3.1%)
Ohlone	2 (0.4%)
Lupine Hills	4 (0.8%)



In addition to the 276 students choosing other schools outside the Stege residence area, another 32 Stege residents are attending schools outside WCCUSD via interdistrict transfer requests.

Where are Stege residents sending their kids?

In addition to the 276 students choosing other schools outside the Stege residence area, another 32 Stege residents are attending schools outside WCCUSD via interdistrict transfer requests.

Percentage of Students not attending

School	Total Enrolled #	Total # of Residents	Residents who do not attend #	Residents who do not attend %
Stege	271	518	276	53%
Lupine Hills	376	490	197	40%
Verde	327	502	200	40%
Bayview	507	698	265	38%
Nystrom	491	655	248	38%
Sheldon	348	404	147	36%
Wilson	432	471	159	34%
Lake	392	356	120	34%

Loss of Staff and Turnover

	No. of Teachers	Intern Credential	Preliminary Credential	Clear Credential	Remained	Resignations	Retirements	Transfers	Released
2016-2017	18	3	7	8	7	7	1	2	0
2017-2018	18	4	10	4	3	10	0	3	2
2018-2019	17	7	7	3	TBD	2	TBD	TBD	1

Assumptions:

- Relatively new staff to the profession
 - Percentage of Clear Credentials has decreased from 44% to 22% to 17% of teachers on staff.
- High turnover of teaching staff, year to year
 - 39% remained after 16-17 and 17% remaining after 17-18
- Decreased enrollment equals less ancillary staff
- **Projected staffing for 2019-2020 in Kinder to 6th grade is 10 FTE**


Low Academic Performance

[LEARN MORE](#)

English Language Arts

All Students

State



Red

119.3 points below standard

Declined -12.7 Points ↻

EQUITY REPORT

Number of Student Groups in Each Color

<div>3</div> <div>Red</div>	<div>0</div> <div>Orange</div>	<div>0</div> <div>Yellow</div>	<div>0</div> <div>Green</div>	<div>0</div> <div>Blue</div>
-----------------------------	--------------------------------	--------------------------------	-------------------------------	------------------------------


[View More Details →](#)

[LEARN MORE](#)

Mathematics

All Students

State



Red

142.1 points below standard

Declined -8.2 Points ↻

EQUITY REPORT

Number of Student Groups in Each Color

<div>3</div> <div>Red</div>	<div>0</div> <div>Orange</div>	<div>0</div> <div>Yellow</div>	<div>0</div> <div>Green</div>	<div>0</div> <div>Blue</div>
-----------------------------	--------------------------------	--------------------------------	-------------------------------	------------------------------

[View More Details →](#)

[LEARN MORE](#)

English Learner Progress

All Students

State

English Language Proficiency Assessments for California Results

Level 4 - Well Developed

20.5%

Level 3 - Moderately Developed

25%

Level 2 - Somewhat Developed

25%

Level 1 - Beginning Stage

29.5%

[View More Details →](#)

Social Emotional Indicators of Success

LEARN MORE

Chronic Absenteeism

All Students

State



Red

35.2% chronically absent

Increased 2.6% Ⓢ

EQUITY REPORT

Number of Student Groups in Each Color



View More Details →

LEARN MORE

Suspension Rate

All Students

State



Red

11.5% suspended at least once

Increased 1.8% Ⓢ

EQUITY REPORT

Number of Student Groups in Each Color



View More Details →

Facility Discussion

- The Facilities Master Plan recommends that the District demolish the main building and house students in the portables until such time as the District passes a new bond measure to replace the school.
- The original wood windows are failing and several aspects of the building are beyond repair
- Funds available from the current bond measure for Stege are \$2.9M for total projects costs
- The proposed project is on hold until after programmatic discussions and reassessment of the scope of work

Current services and programming

- YMCA Afterschool program daily until 6pm
- BACR full time counselor
- Playworks Coordinator full time
- Eastbay Center for Performing Arts Music Enrichment program 2X weekly
- Apple 1:1 School
- Full time Vice Principal

Where are we going?

Stege Elementary will have a clear, articulated vision and plan for student academic success, student social emotional health and development, and a strong parent/community engagement plan. With the goal of revitalizing a strong neighborhood school and attracting the best teaching force in the district and county. **With a target date for 2020-2021.**

Ideas to consider and discussion

- A long term design process with a design team made of school staff and community
- Design a new school for the 20-21 school year and hire staff aligned to the new vision (STEM, Arts, etc.)
- Add a Full Service Community Schools Coordinator to support services at the school
- Align facilities money to the new vision for the school
- Consider possible changes for 19-20 school year

Additional Community Outreach

- Postcards to every address in the Stege attendance area
- Outreach to neighborhood associations, faith-based organizations
- Community survey
- StegeRedesign@wccusd.net

Trends from community feedback

Engage the school and local community for support, including faith-based organizations, alumni, retired people.

Emphasize hiring or re-staffing the school with board certified, experienced teachers that are committed to working with this community of learners and are willing to commit for 3 to 5 years at a minimum.

Provide incentives to teachers and staff (monetary) and focused professional development/training for all staff.

Trends from community feedback

Provide wraparound services for social emotional support of students and families.

Re-brand and build a strong school climate and culture of excellence.

Site administrator is visible, warm, welcoming and supportive to students, staff, and parents.

Important Dates and Meetings

Staff Engagement Meeting(s)

- February 8, 2019
- February 13, 2019
- Week of February 25th

Community Engagement Meetings

- February 15, 2019 - coffee club
- February 25, 2019 - Stege Community Leaders Meeting

Board Study Session

- February 26, 2019 6:30 p.m.

Let your voice be heard.



Email at:

stegeredesign@wccusd.net

Survey about Stege at:

www.wccusd.net/stegesurvey

